

# Crawford Overhead sectional doors Industrial Doors

**ASSA ABLOY**

ASSA ABLOY Entrance Systems

The global leader in  
door opening solutions





# One point of entry for all your needs

Smoothly functioning entrances are a prerequisite for business. So are smoothly functioning relationships. The combined product brands, solutions, knowledge and service of ASSA ABLOY Entrance Systems create a single partner for every aspect of entrance automation.



## Total entrance solutions

ASSA ABLOY Entrance Systems is the world's most comprehensive supplier of entrance automation solutions. We take a holistic approach to the flow of people and goods, creating solutions with the best possible balance of cost, quality and lifetime performance.

At our disposal is a strong portfolio of well-established brands. These have been the market leaders in their fields for decades, which means all have a strong history of proven solutions and extraordinary service expertise. Today they are gathered under a single roof, where they now form a complete offering for the front, back and interior of your building.

## Pedestrian Door Solutions

Safe, secure and convenient entrance solutions for the flow of people are sold under the Besam brand. The Pedestrian Door Solutions product portfolio includes:

- Sliding doors
- Swing doors
- Revolving doors
- Air curtains

These can be tailored to suit your needs and aesthetic preferences, with options that include activation devices, access control, air curtains, tightseal brushes, insulated glass, colors and finishes.

## Industrial Door and Docking Solutions

Automated entrance solutions for the safe and efficient movement of vehicles and goods are sold under the Crawford and Megadoor brands. Crawford products in the Industrial Door and Docking Solutions portfolio include:

- Overhead sectional doors
- Folding doors
- Complete docking systems

These are complemented by the Megadoor range of oversize industrial doors, specially designed for the unusual demands of very large facilities. The Megadoor range includes:

- Hangar doors
- Large industrial doors
- Vertical lifting fabric doors

## High-Performance Door Solutions

Entrance solutions for areas with exceptional performance demands are sold under the Albany brand. The High-Performance Door Solutions product portfolio includes:

- High-speed roll doors (metal, fabric and rubber)
- Doors for special applications such as clean rooms, machine protection and food processing

Developed according to the latest standards and tailored to your requirements, these innovative products ensure a long service life while delivering the necessary degree of speed, safety, cleanliness, sterility and energy efficiency.

# Overhead sectional door

## Crawford OH1042P

ASSA ABLOY

ASSA ABLOY Entrance Systems

The global leader in door opening solutions



## The next generation of overhead sectional doors

Modern, robust and flexible, the new Crawford OH1042P from ASSA ABLOY Entrance Systems is designed to keep your business moving – for all duties and in all weathers. Filled with innovation, and superbly well insulated, this rugged, attractive overhead sectional door gives you the highest number of options at the lowest possible running cost. This high quality door is the perfect choice for warehouses, logistics centers and all kinds of business premises.

Each part of the Crawford OH1042P overhead sectional door is built to the highest standards. The combination of wind-resistant reinforced panels and a class 3 certification for water tightness, wind load and air permeability give you a door that looks better and performs longer. Small innovations that make a big difference to the buildings they protect.

Choosing from nine standard outdoor colors, or your own factory painted color for both the inside and outside. Available with different sizes, panels, window configurations, locks, handles and pass doors, the Crawford OH1042P overhead sectional door is perfectly suited to every kind of industrial need.

### Glazing

Glazing alternatives vary from full-vision panels to individual windows in a rectangular or oval shape. The windows are available in acrylic or hardened glass.

### Pass-door option

The pass-door width is 900 mm, satisfying today's market demands. This low threshold pass-door is designed with a sturdy, wide aluminum profile of only 30 mm. The profile gives an unobstructed passage and is ribbed, minimizing the risk of slipping.

### Standard colours

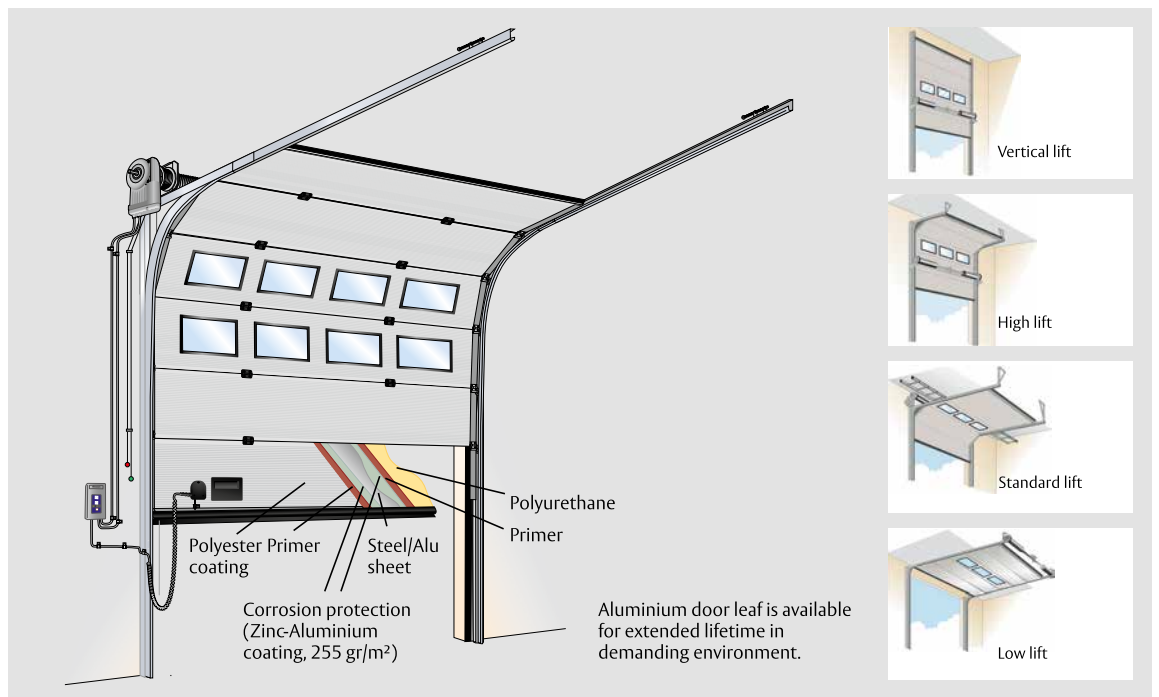
The steel Crawford OH1042P overhead sectional door is available in 9 pre-coated outside colours. The inside colour is RAL 9002, Grey white. The aluminium Crawford OH1042P is available in 3 pre-coated outside colours with natural aluminium inside.

## Technical Data

Standard size up to (W x H) <sup>1</sup>	8000 x 6000 mm
Panel thickness	42 mm
Windows	optional
Pass-door	optional
Access and Automation	optional
Wind load, EN 12424 <sup>2</sup>	class 3
Thermal transmittance, EN 12428 <sup>3</sup>	
Full panel steel door	1,10 W/(m <sup>2</sup> K)
Full panel aluminium door	1,14 W/(m <sup>2</sup> K)
Water penetration, EN 12425 <sup>4</sup>	class 3
Air permeability, EN 12426 <sup>4</sup>	class 3

1) Other sizes on request 2) Without pass-door. Higher wind load classification on request 3) Door size 5000 x 5000 mm 4) Without pass-door

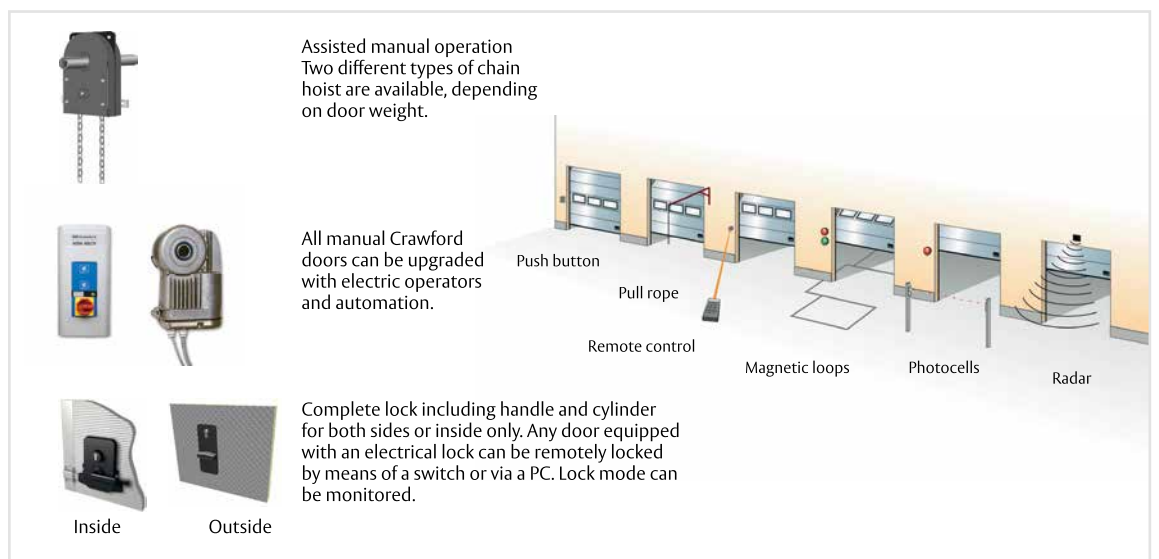
# Dimensional specifications



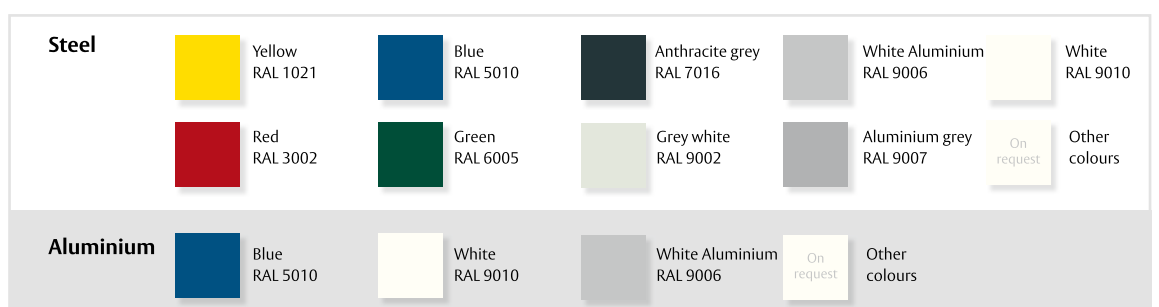
# Panel options



# Options access and automation



# Standard available outside colours



# Overhead sectional door

## Crawford OH1042D

ASSA ABLOY

ASSA ABLOY Entrance Systems

The global leader in  
door opening solutions



### Overhead sectional door especially designed for docking applications

Modern, robust and flexible, the Crawford OH1042D from ASSA ABLOY Entrance Systems is designed to keep your business moving. Filled with innovation, and superbly well insulated, this rugged, attractive overhead sectional door gives you the lowest running cost.

The Crawford OH1042D is especially designed for docking bay applications where it forms a perfect combination with the dock leveler. The Crawford OH1042D is available in a Vertical lift and High lift version to meet all building specifications.

Each part of the Crawford OH1042D overhead sectional door is built to the highest standards. The combination of wind-resistant reinforced panels and a class 3 certification for water tightness, wind load and air permeability give you a door that looks better and performs longer. Small innovations that make a big difference to the buildings they protect.

#### CDMB operator

The main part of the systems is the CDMB operator, an electric motor that drives the door blade directly with a toothed belt.

#### Standard colours

The steel Crawford OH1042D overhead sectional door is available in 9 pre-coated outside colours. The inside colour is RAL 9002, Grey white. The aluminium Crawford OH1042D is available in 3 pre-coated outside colours with natural aluminium inside.

#### Technical Data

Standard size up to (W x H)	3500 x 3500 mm
Panel thickness	42 mm
Windows	optional
Pass-door	not available
Wind load, EN 12424	class 3
Thermal transmittance, EN 12428 <sup>1</sup>	
Full panel steel door	1,10 W/(m <sup>2</sup> K)
Full panel aluminium door	1,14 W/(m <sup>2</sup> K)
Water penetration, EN 12425	class 3
Air permeability, EN 12426	class 3
1) Door size 5000 x 5000 mm	

## Dimensional specifications



## Panel options



**Windows**  
Several variations of windows in different materials with burglar resistant frames are available.

## Options access and automation



Inside



Outside

Complete lock including handle and cylinder for both sides or inside only. Any door equipped with an electrical lock can be remotely locked by means of a switch or via a PC. Lock mode can be monitored.



## Standard available outside colours

<b>Steel</b>	 Yellow RAL 1021	 Blue RAL 5010	 Anthracite grey RAL 7016	 Light grey RAL 9006	 White RAL 9010
	 Red RAL 3002	 Green RAL 6005	 Grey white RAL 9002	 Aluminium grey RAL 9007	 On request Other colours
<b>Aluminium</b>	 Blue RAL 5010	 White RAL 9010	 Aluminium	 On request Other colours	

# Overhead sectional door

## Crawford OH1042F

ASSA ABLOY

ASSA ABLOY Entrance Systems

The global leader in door opening solutions



## The next generation of overhead sectional doors

Modern, robust and flexible, the new Crawford OH1042F from ASSA ABLOY Entrance Systems is designed to keep your business moving – for all duties and in all weathers. Filled with innovation, and superbly well insulated, this rugged, attractive overhead sectional door gives you the highest number of options at the lowest possible running cost. It's the perfect choice for warehouses, logistics centers and all kinds of business premises.

Each part of the Crawford OH1042F overhead sectional door is built to the highest standards. Wind-resistant reinforced panels, joints designed for better load distribution, and butyl sealing with unbroken corners for maximum tightness, all add up to a door that looks better and performs longer.

Choosing from nine standard outdoor colors, or your own factory painted color for both the inside and outside. Available with different sizes, panels, window configurations, locks, handles and pass doors, the Crawford OH1042F overhead sectional door is perfectly suited to every kind of industrial need.

### Windows or sandwich panel

The modular design of the Crawford OH1042F gives the freedom to make a specific configuration suitable for every situation.

### Pass-door option

The pass-door width is 900 mm, satisfying today's market demands. This low threshold pass-door is designed with a sturdy, wide aluminum profile of only 30 mm. The profile gives an unobstructed passage and is ribbed, minimizing the risk of slipping.

### Standard colours

The inside and outside standard colour of the Crawford OH1042F overhead sectional door is anodised aluminium. Next to this there are 9 pre-coated outside colours available.

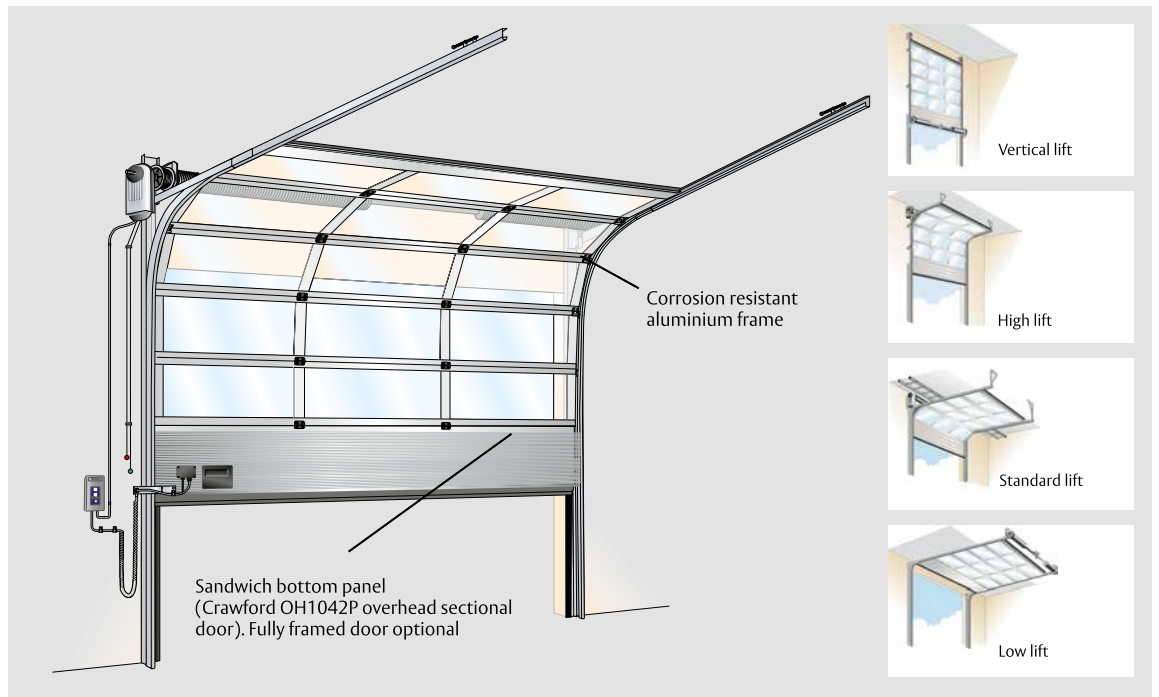
## Technical Data

Standard size up to (W x H) <sup>1</sup>	7250 x 6050 mm
Frame thickness	44 mm
Filling thickness	27 mm
Bottom section thickness	42 mm
Windows	various options available
Pass-door	optional
Access and Automation	optional
Wind load, EN 12424 <sup>2</sup>	class 3
Thermal transmittance, EN 12428 <sup>3</sup>	3.6 W/m <sup>2</sup> K
Water penetration, EN 12425 <sup>4</sup>	class 3
Air permeability, EN 12426 <sup>4</sup>	class 2

1) Other sizes on request 2) Without pass-door. Higher wind load classification on request 3) Door size 5000 x 5000 mm, double glazing without pass-door 4) Without pass-door




# Dimensional specifications




# Panel options


**Low threshold pass-door**  
The 900 mm wide low threshold pass-door is designed with a sturdy and wide aluminium bottom profile of only 30 mm. The profile gives an unobstructed passage and is ribbed, minimizing the risk of slipping.




**Windows**  
Different types of windows in single or double acrylic (frosted or tinted) or hardened glass are available.




**Normal pass-door with 180 mm threshold**  
The pass-door is constructed with a Crawford OH1042P bottom section and bottom seal. A reinforcement truss ensures the door's sturdiness and resistance to wind load.






Frame door with pane fillings in bottom section.

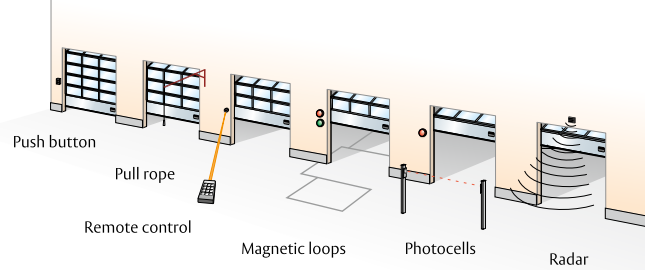




Fully glazed frame door.

# Options access and automation




**Assisted manual operation**  
Two different types of chain hoist are available, depending on door weight.







All manual Crawford doors can be upgraded with electric operators and automation.

**Cylinder locks**  
Complete lock including handle and cylinder for both sides or only inside.



Inside



Outside

# Standard available outside colours

	Yellow RAL 1021		Blue RAL 5010		Anthracite grey RAL 7016		Light grey RAL 9006		White RAL 9010
	Red RAL 3002		Green RAL 6005		Grey white RAL 9002		Aluminium grey RAL 9007		On request Other colours

# Overhead sectional door

Crawford OH1042FG

ASSA ABLOY

ASSA ABLOY Entrance Systems

The global leader in  
door opening solutions



## Fully glazed overhead sectional door for maximum visibility

The Crawford OH1042FG overhead sectional doors are fully glazed door, designed to be used when there is a need for maximum light, exposure, or vision.

Up to 3300 mm each aluminium frame is glazed with one single pane of single or double hardened glass. Larger doors up to 5500 mm only use two panes of hardened glass. This ensures a maximum of light and view, inside out and vice versa.

Especially showrooms, where maximum visibility is important, benefit from this design feature. The sleek design of the Crawford OH1042FG panels gives a high class presentation next to this high light admission. All in all a state of the art design that fits perfectly in modern buildings and showrooms.

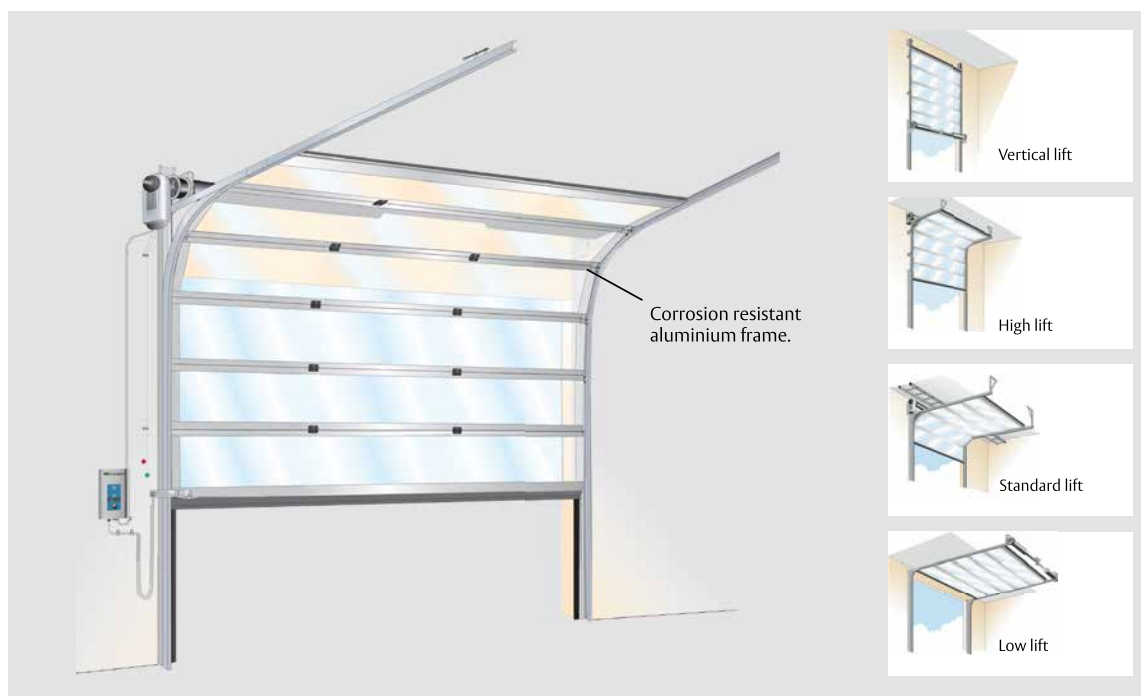
### Standard colours

The inside and outside standard colour of the Crawford OH1042FG overhead sectional door is anodised aluminium. Next to this there is factory painting in all RAL colours available.

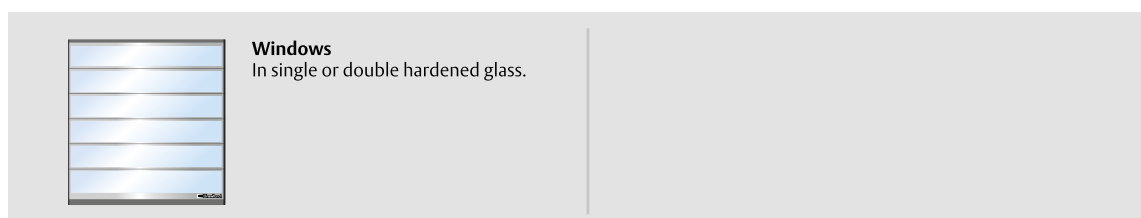
### Technical Data

Standard size up to (W x H) <sup>1</sup>	5500 x 4250 mm
Frame thickness	44 mm
Windows	
W ≤ 3300 mm	1 pane
W > 3300 mm	2 panes
Pass-door	not available
Access and Automation	optional
Wind load, EN 12424 <sup>2</sup>	
Class 3	W ≤ 3300
Class 2	W > 3300
Thermal transmittance, EN 12428	6 W/m <sup>2</sup> K
Water penetration, EN 12425	class 3
Air permeability, EN 12426	class 3
1) Other sizes on request 2) Higher wind load classification on request	

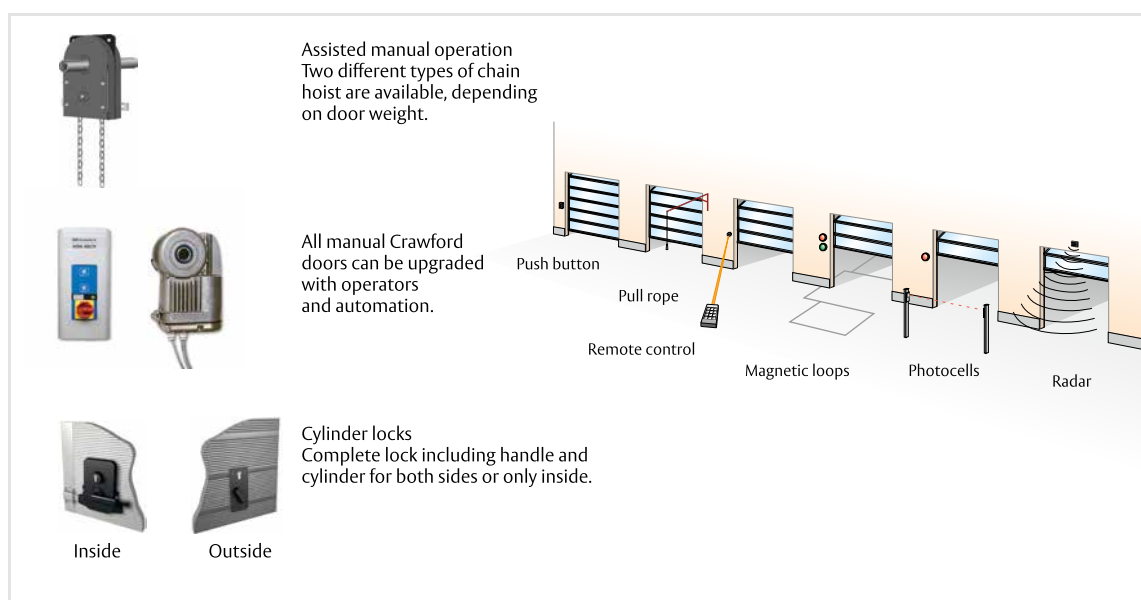
## Dimensional specifications



## Panel options



## Options access and automation



## Standard available outside colours



ASSA ABLOY Entrance Systems is a leading supplier of entrance automation solutions for efficient flow of goods and people. With our globally recognized product brands Besam, Crawford, Megadoor and Albany, we offer products and services dedicated to satisfying end-user needs for safe, secure, convenient and sustainable operations.

ASSA ABLOY Entrance Systems is a division within ASSA ABLOY.



ASSA ABLOY Entrance Systems

[assaabloyentrance.com](http://assaabloyentrance.com)